

Maintenance for Sauer Passat series – 3-stage air-cooled


Passat WP 151 L Marine






Replacement parts after:
1,000 h | **3000 h**



Replacement parts after:
2,000 h



Replacement parts after:
4,000 h



Sauer Easy Care: Sample Maintenance Schedule

| Interval (Operating hours) | 50 h after commissioning | 50 h after 4,000 h maintenance or repair | 1,000 h or after one year of operation at the latest | 2,000 h or after two years of operation at the latest | 3,000 h or after three years of operation at the latest | 4,000 h or after four years of operation at the latest |
|--|--------------------------|--|--|---|---|--|
| MAINTENANCE WORK | | | | | | |
| Sauer Easy Care kit part number | | | 069 269A | 069 177A | 069 269A | 069 178A |
| Changing the air filter insert | ✓ | | ✓ | ✓ | ✓ | ✓ |
| Changing the oil | ✓ | ✓ | ✓ | ✓ | ✓ | ✓ |
| Cleaning the oil strainer | | | | | | ✓ |
| Checking 1st stage valve | | | | ✓ | | |
| Checking 2nd stage valve | | | | ✓ | | |
| Replacing 1st stage valve | | | | | | ✓ |
| Replacing 2nd stage valve | | | | | | ✓ |
| Replacing 3rd stage valve | | | | ✓ | | ✓ |
| Replacing piston rings, gudgeon pins and piston gudgeon pin bearings of all stages | | | | | | ✓ |
| Replacing the flexible coupling element | | | | | | ✓ |
| Servicing the solenoid drain valves (order-related) | | | | | | ✓ |
| Checking the safety valves | | | | | | ✓ |

Note: After the last interval of 4,000 h the maintenance schedule starts again with 1,000 h.